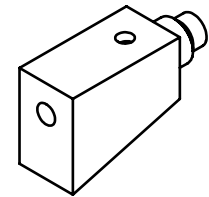
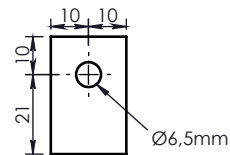
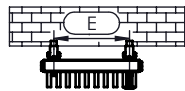


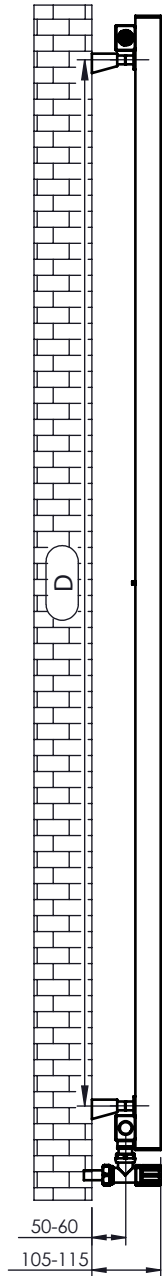
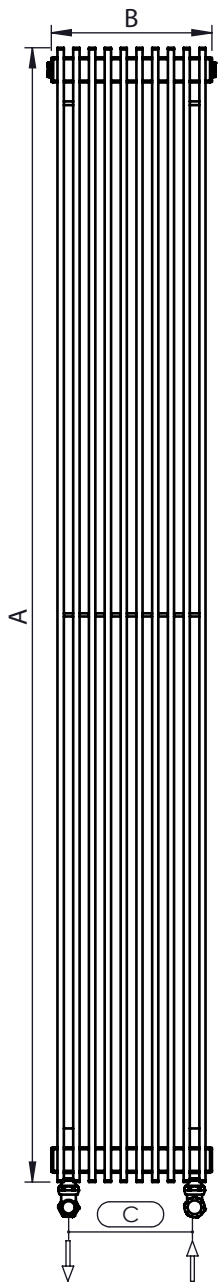


TALANO



A HEIGHT mm	B LENGTH mm	C PIPE CENTER mm	D VERTICAL BRACKET CENTERS mm	E HORIZONTAL BRACKET CENTERS mm	HEAT OUTPUTS (BTU)	HEAT OUTPUTS (WATT)
					Delta T:50 °C	Delta T:50 °C
2000	130	75	1860	75	2613	765
2000	205	150	1860	150	4181	1224
2000	255	200	1860	200	5226	1530
2000	380	325	1860	325	7839	2295
1800	130	75	1660	75	2323	680
1800	255	200	1660	200	4645	1360
1800	380	325	1660	325	6968	2040
1800	505	450	1660	450	9290	2720
1500	255	200	1360	200	3928	1150
1500	380	325	1360	325	5892	1725
1500	505	450	1360	450	7856	2300
1500	630	575	1360	575	9820	2875
1000	380	325	1360	325	3919	1148
1000	505	450	860	450	5226	1530
1000	630	575	860	575	6532	1913
700	505	450	560	450	3621	1060
700	630	575	560	575	4526	1325
700	755	700	560	700	5431	1590