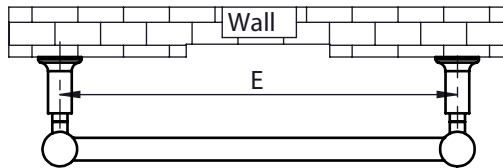
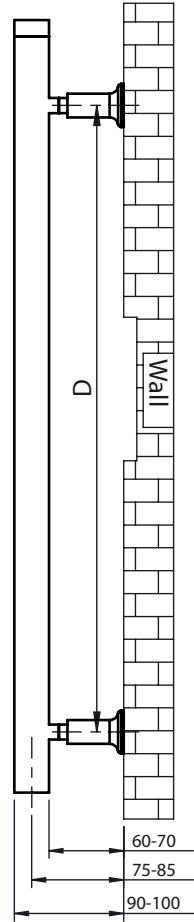
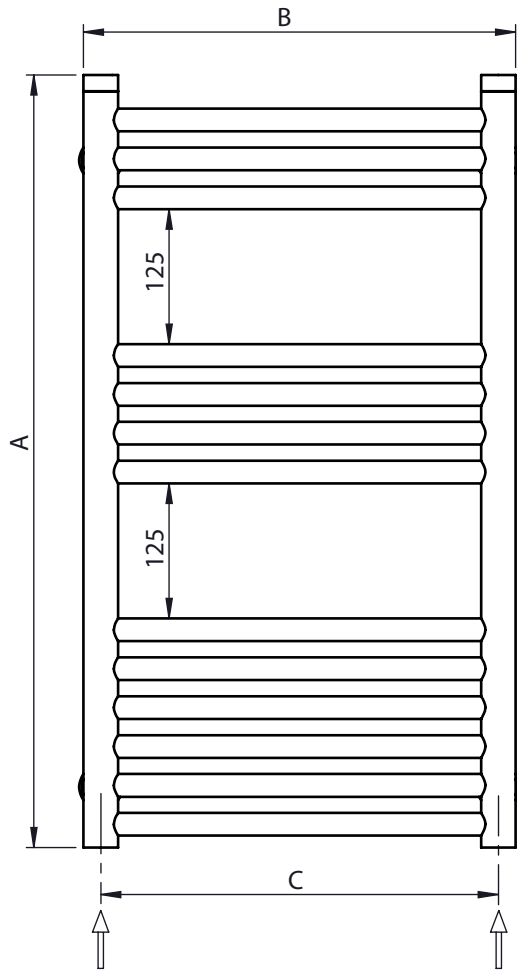
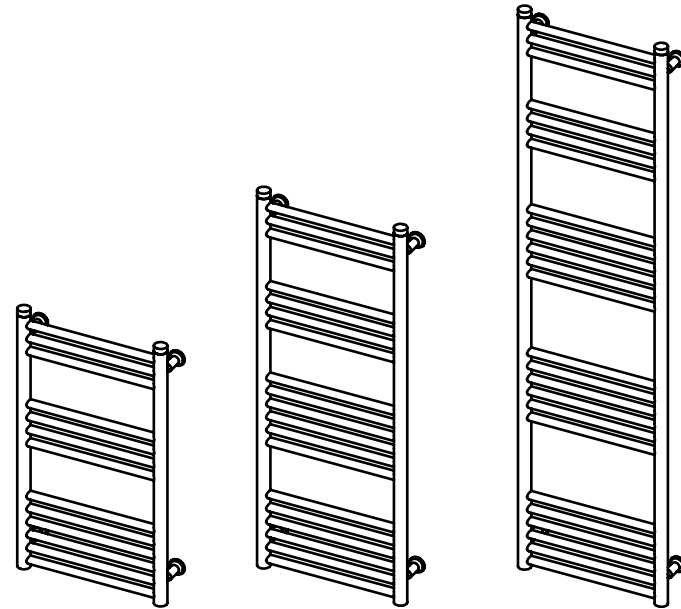


# NORA



A HEIGHT mm	B LENGTH mm	C PIPE CENTER mm	D VERTICAL BRACKET CENTERS mm	E HORIZONTAL BRACKET CENTERS mm	HEAT OUTPUTS	
					Delta T:50 °C (BTU)	Delta T:50 °C (WATT)
718	400	368	580	368	1001	293
1044	400	368	906	368	1462	428
1550	400	368	1412	368	1926	564
718	500	468	580	468	1250	366
1044	500	468	906	468	1827	535
1550	500	468	1412	468	2408	705



Bracket Assembly

