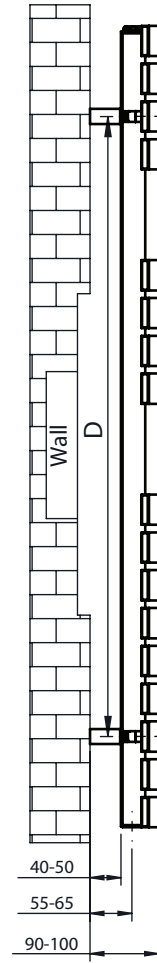
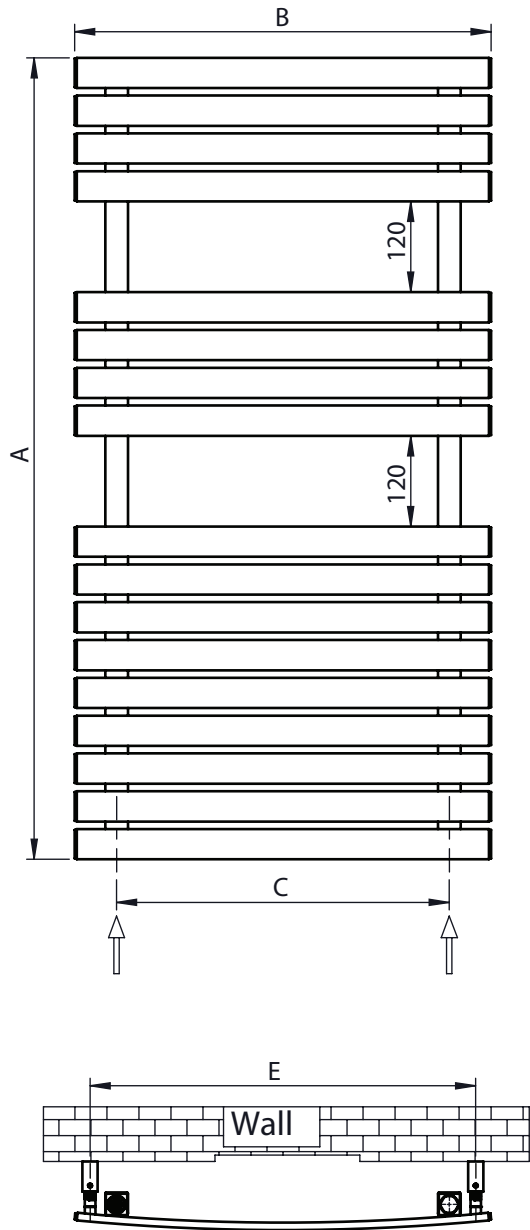



ESTA



A	B	C	D	E	HEAT OUTPUTS (BTU)	HEAT OUTPUTS (WATT)
HEIGHT mm	LENGTH mm	PIPE CENTER mm	VERTICAL BRACKET CENTERS mm	HORIZONTAL BRACKET CENTERS mm	Delta T:50 °C	Delta T:50 °C
1060	550	440	820	510	2469	724
1370	550	440	1130	510	3076	902
1990	550	440	1750	510	4245	1245



Bracket Assembly

