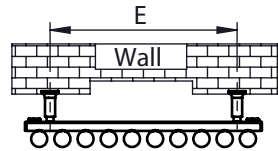





RONIN



A	B	C	D	E	HEAT OUTPUTS (BTU)	HEAT OUTPUTS (WATT)
HEIGHT mm	LENGTH mm	PIPE CENTER mm	VERTICAL BRACKET CENTERS mm	HORIZONTAL BRACKET CENTERS mm	Delta T:50 °C	Delta T:50 °C
1000	470	433	908	370	2978	872
1500	470	433	1408	370	4485	1313
1800	470	433	1708	370	5362	1570
2000	470	433	1908	370	5960	1745

Bracket Assembly

