
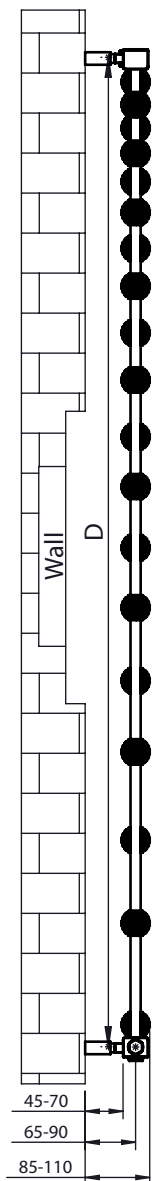
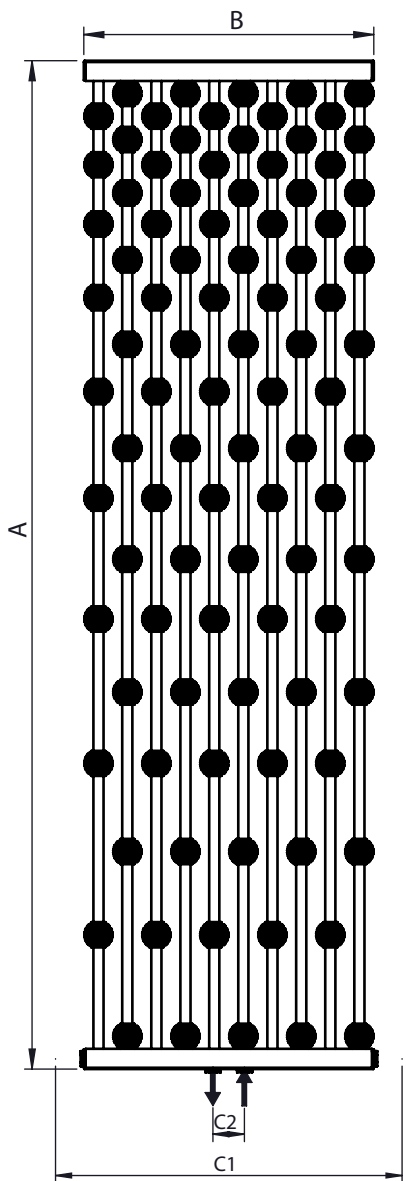
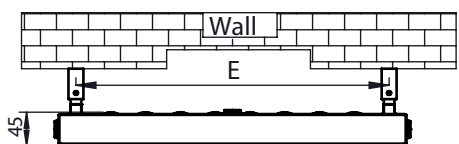


COSMOS



A HEIGHT mm	B LENGTH mm	C1-C2 PIPE CENTER mm	D VERTICAL BRACKET CENTERS mm	E HORIZONTAL BRACKET CENTERS mm	HEAT OUTPUTS (BTU)	HEAT OUTPUTS (WATT)
					Delta T:50 °C	Delta T:50 °C
1600	460	550-50	1570	414	5159	1513
1600	460	550-50	1570	414	5159	1513
1600	460	550-50	1570	414	5159	1513
1600	460	550-50	1570	414	5159	1513
1600	460	550-50	1570	414	5159	1513
950	460	550-50	920	414	3349	982
950	460	550-50	920	414	3349	982
950	460	550-50	920	414	3349	982
950	460	550-50	920	414	3349	982
950	460	550-50	920	414	3349	982



Bracket Assembly

